



DTR₂ is a microprocessor digital indicator completely autonomous with a input signal for strain gauges torque meters with output $\pm 2\text{mV/V}$.

Ideal for the calibration and control of torque wrenches, screwdrivers for direct reading and snap or for controlling the torque directly on test benches made for testing engines, brakes, actuators and other devices.

Thanks to its $\pm 0,02\%$ accuracy **DTR₂** can be used in quality systems as first or second line sample item if regularly calibrated by ACCREDIA centres.

The indicator is powered by one Li-Ion rechargeable battery with an autonomy of 80 hours, with the AUTO POWER OFF function which occurs when there are no changes in measurements for a time of 30 minutes.

The new generation electronics section is composed by a particularly stable analog circuit and by an A / D converter 24 bit that allows high and a frequency of acquisition that in peak mode is 4800 Hz.

On the display is present an analogue indication bar for the torque, always active also inside the programming menu.

DTR₂ can operate in two different modes:

- **STANDARD** Mode : Direct readout that displays the torque in real-time at high resolution
- **PEAK** mode: ideal for measurements of trip torque clockwise and counterclockwise.

MAIN FEATURES

- | | |
|---|-------------------------------------|
| • AUTONOMY: 80 HOURS WITHOUT RECHARGE | • FIRST PEAK FUNCTION |
| • BATTERY RECHARGE TROUGH USB PORT | • AUTOMATIC AUTO RESET OF THE PEAK |
| • LCD DISPLAY WITH BACKLIGHT | • AUTO POWER OFF FUNCTION |
| • 9 MEASUREMENT UNIT | • USB COMMUNICATION PORT |
| • PROGRAMMABLE RESOLUTION | • KEY BLOCK FUNCTION |
| • PROGRAMMABLE DIGITAL FILTER | • INTERNAL DATALOGGER (option) |
| • ZERO FUNCTION | • INTERNAL CLOCK CALENDAR (option) |
| • PEAK FUNCTION (clockwise and anticlockwise) | • RS232 COMMUNICATION PORT (option) |

To complete the measurement system there are different types of static and rotary torque ranges from 0.5 N•m to 5000 N•m, and a range of software dedicated to the analysis and calibration of torque tools.

All measurement systems can be equipped with Calibration Report or certificate ACCREDIA.

Technical data

PRECISION CLASS	$\leq \pm 0.020 \%$
LINEARITY AND HYSTERESIS	$\leq \pm 0.015 \%$
INPUT SIGNAL	$\pm 2 \text{ mV/V}$
TORSIOMETRI COLLEGABILI	N° 1 from 350Ω to 700Ω 4wires
STRAIN GAUGE EXCITATION	$3\text{V} \pm 3\%$
RISOLUZIONE INTERNA	24 bit
STANDARD RESOLUTION (2mV/V)	$\pm 20.000 \text{ div}$
DIRECT READING : CONVERSION PER SECOND	10 Hz
PEAK MODE : CONVERSION PER SECOND	4800 Hz
REFERENCE TEMPERATURE	$+23 \text{ }^\circ\text{C}$
SERVICE TEMPERATURE RANGE	$0 / +50 \text{ }^\circ\text{C}$
STORAGE TEMPERATURE RANGE	$-10 / +60 \text{ }^\circ\text{C}$
10°C TEMPERATURE EFFECT	$\leq \pm 0.015 \%$
a) on zero	$\leq \pm 0.005 \%$
b) on sensitivity	
CUSTOM LCD DISPLAY	
CHARACTER HEIGHT 16 mm	
PROGRAMMABLE BACKLIGHT from 1 to 60 seconds	
BACKLIGHT : LED BLU	
ANALOG BAR INDICATION	
PROGRAMMABLE RESOLUTION	1, 2, 5, 10
PROGRAMMABLE DIGITAL FILTER	from 0 to 10 (Direct reading)
ZERO FUNCTION	100% F.S.
PEAK FUNCTION	Clockwise and counterclockwise
FIRST PEAK FUNCTION PROGRAMMABLE	from 1 to 99% F.S.
PEAK AUTO RESET PROGRAMMABLE	clear the PEAK after a set time
AUTO POWER OFF FUNCTION	From 1 to 30 minutes (no changes)
KEY BLOCK FUNCTION (LOCK) 	To protect parameters from changes
MEASUREMENT UNIT	$\text{kN}\cdot\text{m} - \text{N}\cdot\text{m} - \text{N}\cdot\text{cm} - \text{daN}\cdot\text{m} - \text{kgf}\cdot\text{m}$ $\text{ozf}\cdot\text{ft} - \text{lbf}\cdot\text{ft} - \text{ozf}\cdot\text{inch} - \text{lbf}\cdot\text{inch}$
COMMUNICATON PORT	USB 2.0
MODE CONTINUOS TRANSMISSION MODE	4800 values per second
ON DEMAND TRANSMISSION	On demand
MAX DISTANCE	5 m
POWER SUPPLY BY INTERNAL BATTERY	Li-Ion size 14500 3.6V RECHARGEABLE
BATTERY RECHARGE	Through USB
AUTONOMY	80 hours
TIME TO RECHARGE	$\sim 8 \text{ hours}$

Options

The **DATALOGGER** function allows to store in the internal memory of the instrument measurements taken at programmable intervals.

Programmable Acquisition Interval	from 1 second to 10 hour
Max acquisition point	60.000 points
Internal Clock Calendar	Year-month-day-hour-minutes-seconds

The stored measurements can then be displayed on the display or downloaded directly to a PC via the Quick Analyzer software that allows you to have a graphical representation and export data into Excel for a customized analysis.



The **RS232** port is used as an alternative to the USB and allows you to connect with a PC, Tablet or PC up to 15 meters away.

COMMUNICATION PORT	RS232C
BAUD RATE	19200, 9600, 4800
TYPE OF COMMUNICATION	ON DEMAND
REAR PANEL CONNECTOR	DB9 Female

Accessorie Supplied

USB Power Supply(5VDC @700mA)
USB cable.
CD with MANUAL and USB DRIVER.



Accessories (to be purchased separately)

Carrying case in ABS.



RS232C cable



CALIBRATION CERTIFICATE ACCREDIA CLOCKWISE
CALIBRATION CERTIFICATE ACCREDIA ANTI-CLOCKWISE

Calibration report CLOCKWISE (as an alternative to ACCREDIA Certificates)
Calibration report ANTI-CLOCKWISE (as an alternative to ACCREDIA Certificates)

Software applications (to be purchased separately)

TorqueKAL: Software for the calibration and metrological confirmation for torque wrenches, wrenches and torque screwdrivers.

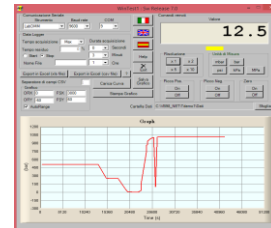
The calibration procedure is performed according to the UNI EN ISO 6789.

Evaluation of the uncertainty of calibration is performed according to the requirements of the UNI CEI ENV 13005.



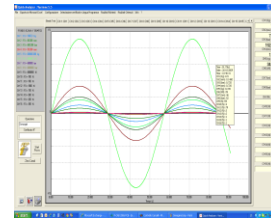
WinTEST1: Software allows to manage the basic commands of the instrument, create test graphs, export data to Microsoft Excel format, printing and archiving of tests.

LOW COST version.



Quick Analyzer Light: Professional software that interfaces directly to DTR2 and supports the operator in the various test functions, analysis, monitoring over time, data storage, **DATA LOGGER** management, transfer of measures on Microsoft Excel etc ...

Ideal to see the trend of tightening torque.



Available fittings



DTR2 + TRS STATIC Torsiometer




DTR2 + TRX STATIC torsiometer with flange



DTR2 + TRS ROTATING Torsiometer



DTR2 + microTOR ROTATING Torsiometer

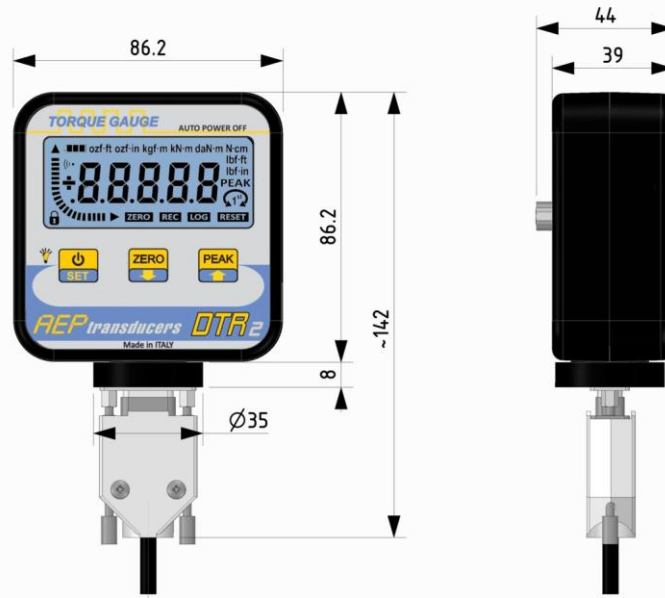


DTR2 + TRF STATIC Torsiometer.
System for calibrating impact wrenches



DTR2 + BTR2 sensor.
System for the calibration of torque wrenches and electric screwdrivers

Dimensions (mm)



STANDARD indications

Nominal Torque	Display	Resol.	Display	Resol.	Display	Resol.	Display	Resol.
N•m	N•m	N•m	kN•m	kN•m	N•cm	N•cm	daN•m	daN•m
0,5	0,5000	0,0001	0,0005	0,0001	50,000	0,010	0,0500	0,0001
2,5	2,5000	0,0005	0,0025	0,0001	250,00	0,05	0,2500	0,0001
5	5,000	0,001	0,0050	0,0001	500,00	0,10	0,5000	0,0001
10	10,000	0,002	0,0100	0,0001	1000,0	0,2	1,0000	0,0002
25	25,000	0,005	0,0250	0,0001	2500,0	0,5	2,5000	0,0005
50	50,00	0,01	0,0500	0,0001	5000,0	1,0	5,0000	0,0010
100	100,00	0,02	0,1000	0,0001	10000	2	10,000	0,002
250	250,00	0,05	0,2500	0,0001	25000	5	25,000	0,005
500	500,0	0,1	0,5000	0,0001	50000	10	50,000	0,010
1000	1000,0	0,2	1,0000	0,0002	-----	-----	100,00	0,02
2000	2000,0	0,5	2,0000	0,0005	-----	-----	200,00	0,05
3000	3000,0	0,5	3,0000	0,0005	-----	-----	300,00	0,05
5000	5000,0	0,5	5,0000	0,0005	-----	-----	500,00	0,05

Nominal Torque	Display	Resol.	Display	Resol.	Display	Resol.
N•m	kgf•m	kgf•m	ozf•ft	Ozf•ft	lbf•ft	lbf•ft
0,5	0,0500	0,0001	5,9000	0,0020	0,4000	0,0001
2,5	0,2500	0,0001	29,500	0,010	2,0000	0,0005
5	0,5000	0,0001	59,000	0,020	4,0000	0,0010
10	1,0000	0,0002	118,00	0,05	8,0000	0,0020
25	2,5000	0,0005	295,00	0,10	20,000	0,005
50	5,0000	0,0010	590,00	0,20	40,000	0,010
100	10,000	0,002	1180,0	0,5	80,000	0,020
250	25,000	0,005	2950,0	1,0	200,00	0,05
500	50,000	0,010	5900,0	2,0	400,00	0,10
1000	100,00	0,02	11800	5	800,00	0,20
2000	200,00	0,05	23600	5	1600,0	0,5
3000	300,00	0,05	35400	5	2400,0	0,5
5000	500,00	0,05	59000	5	4000,0	0,5

Nominal Torque	Display	Resol.	Display	Resol.
N•m	ozf•inch	ozf•inch	lbf•inch	lbf•inch
0,5	71,000	0,020	5,000	0,001
2,5	355,00	0,10	25,000	0,005
5	710,00	0,20	50,000	0,010
10	1420,0	0,5	100,00	0,05
25	3550,0	1,0	250,00	0,05
50	7100,0	2,0	500,0	0,1
100	14200	5	1000,0	0,2
250	35500	10	2500,0	0,5
500	71000	20	5000,0	1.0
1000	-----	-----	10000	2
2000	-----	-----	20000	5
3000	-----	-----	30000	5
5000	-----	-----	50000	5

How to configure a complete standard system

To calibrate a wide range of instrument you need to determine:

- MINIMUM torque of the torque wrench smaller.
- MAXIMUM torque of torque wrench bigger.

With this information we can determine how many standard instruments are needed to cover the entire field ensuring Class 1 UNI 113114.

Example

To cover a range of 1 to 1000 N•m need 3 instruments:

DTR2 from 1000 N•m covering the range from 1000 to 100 N•m

DTR2 100 N•m covering the range from 100 to 10 N•m

DTR2 by 10 N•m covering the range from 10 to 1 N•m

Purchase Codes

MDTR2	Option	Option
	D = Data logger	R = RS232 output

Example: **MDTR2D**

AEP transducers



Dasa-Rägister
EN ISO 9001:2008
IQ-1100-01



LAT N° 093
Calibration Centre
The products are NOT
covered by accreditation



Production Quality
Assurance Certified n°
TÜV 06 ATEX 553793 Q

41126 Cognento (MODENA) Italy Via Bottego 33/A Tel:+39-(0)59-346441 Fax:+39-(0)59-346437 E-mail: aep@aep.it

In order to improve the technical performances of the product, the company reserves the right to make any change without notice.