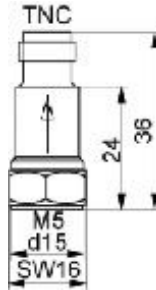


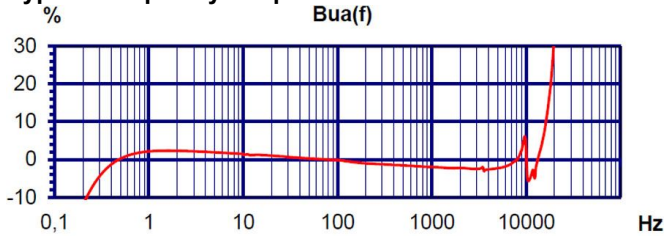
Properties

- Two sensitivity versions (10 and 100 mV/g)
- Low weight
- With insulated base avoiding ground loop problems
- Rugged stainless steel case

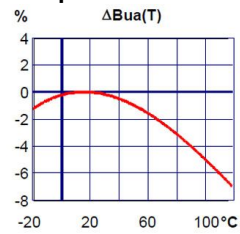


Piezo design	Shear design	
Output	IEPE	
Voltage sensitivity	100	mV/g
Sensitivity tolerance	5	%
Measurement range, pos./neg.	60	g
Destruction limit	5000	g
Transverse sensitivity	<5	%
Lower frequency limit (3 dB)	0,13	Hz
Upper frequency limit (3 dB)	16000	Hz
Lower frequency limit (10 %)	0,3	Hz
Upper frequency limit (10 %)	15000	Hz
Lower frequency limit (5 %)	0,4	Hz
Upper frequency limit (5 %)	8000	Hz
Resonant frequency	>32	kHz
Resonance amplitude	25	dB
Constant current supply	2 - 20	mA
Bias voltage at 4 mA	12 - 14	V
Output impedance	<130	Ω
Residual noise; wide band; RMS	<300 (0,5 - 20000 Hz)	μg
Noise density 1 Hz	50	μg/√Hz
Noise density 10 Hz	10	μg/√Hz
Noise density 100 Hz	3	μg/√Hz
Noise density 1000 Hz	1	μg/√Hz
Operating temperature range	-20 - 120	°C
Temperature coefficient of voltage sensitivity	0,06 (<0 °C)	%/K
	±0,02 (0 - 80 °C)	%/K
	>0,06 (>80 °C)	%/K
Temperature transient sensitivity	0,005	m/s²/K
Weight without cable	32	g
Case material	Stainless steel	
Connector direction	axial	
Connector	TNC	
Mounting	M5	
Isolated mounting	yes	
IP code	IP64	

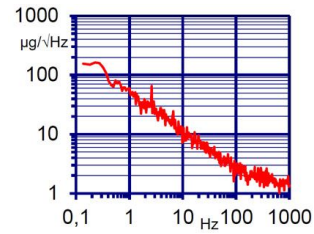
Typical Frequency Response



Temperature Coefficient



Noise Characteristics



Connection Accessories

- 010-TNC-BNC-1,5: Low-noise cable; 1,5 m; TNC to BNC; 120 $^{\circ}C$; D2,7

Mounting Accessories

- 001: Sensor probe; M5
- 003: Mounting stud; M5 x 8
- 029: Adhesive insulating flange; M5; D15; >250 $^{\circ}C$
- 045: Thread adapter; M5 x 4 male to UNF 10-32 x 4 male
- 046: Thread adapter; M5 x 4 male to 1/4-28 x 4 male
- 008: Rare earth magnetic base; M5; D22; 120 $^{\circ}C$
- 030: Triaxial mounting cube; M5; $\square 21$

Delivery version with accessories kit KS74C100/01

- 010-TNC-BNC-1,5: Low-noise cable; 1,5 m; TNC to BNC; 120 $^{\circ}C$; D2,7
- 008: Rare earth magnetic base; M5; D22; 120 $^{\circ}C$
- 001: Sensor probe; M5
- 003: Mounting stud; M5 x 8
- 002: Bees wax for temporary sensor attachment

Notice: The standard delivery includes an individual data sheet.
Upon request, we also offer DAkkS-accredited calibration.



Manfred Weber

Metra Mess- und Frequenztechnik in Radebeul e.K.

Meissner Str. 58

01445 Radebeul

Tel. +49 (0)351 836 2191

Internet: www.MMF.de

Email: Info@MMF.de

Fax: +49 (0)351 836 2940

11.22

