


## MODEL 64C CRASH TEST ACCELEROMETER



### SPECIFICATIONS

- Advance Piezoresistive MEMS Sensor
- Next Generation Piezoresistive MEMS Sensor
- $\pm 50g$  to  $\pm 6000g$  Ranges
- Compliant to SAE-J211/J2570
- Compliant to ISO-6487
- High Over Range Protection

### APPLICATIONS

- Anthropomorphic Dummy Instrumentation
- Crush Zone Testing
- Auto Safety Testing Applications
- Shock and Impact Testing
- Transient Drop Testing

### FEATURES

- 1% Transverse Sensitivity Option
- Wide bandwidth to  $>8kHz$
- Standard  $<25mV$  ZMO
- Linearity  $<1\%$
- 10,000g Shock Protection
- 2-10Vdc Excitation
- Optimum Gas Damping
- Quick Warm-up Time

The TE Connectivity model 64C crash test accelerometer is a remarkable MEMS piezoresistive sensor specifically designed for auto safety testing in both crush zone and anthropomorphic dummy applications. The accelerometer features a full bridge output configuration with ideal gas damping tailored for outstanding shock survivability and a flat frequency response to  $>8kHz$ . The model 64C accelerometer has a standard cross-talk accuracy of  $<3\%$  (with option for  $<1\%$ ), a standard ZMO of  $<\pm 25mV$  and a linearity accuracy specification of  $<\pm 1.0\%$ .

The model 64C ATD dummy test accelerometer is offered in ranges from  $\pm 50$  to  $\pm 6000g$  and has a standard operating temperature range of  $-40^{\circ}C$  to  $+121^{\circ}C$ . The nominal  $4000\Omega$  bridge impedance limits current draw resulting in quick warm-up time and minimal drift, unlike lower impedance designs on the market which are subject to much longer warm-up time due to gage heating effects.

TE Connectivity also supplies the calibration data in a user friendly excel format which enables high volume users to quickly upload the calibration information for each sensor installed.

Users of the model 64C accelerometer are strongly recommended to also review the model 64X accelerometer which is the latest evolution of the TE Connectivity 64 series crash test sensors.

## MODEL 64C CRASH TEST ACCELEROMETER

### PERFORMANCE SPECIFICATIONS

All values are typical at +24°C, 80Hz and 10Vdc excitation unless otherwise stated. TE Connectivity reserves the right to update and change these specifications without notice.

#### PARAMETERS

DYNAMIC							NOTES
Range (g)	±50	±100	±200	±500	±2000	±6000	
Sensitivity (mV/g) <sup>1</sup>	1.2-3.0	0.6-1.2	0.6-1.2	0.3-0.6	0.12-0.3	0.05-0.12	@10Vdc Excitation
Frequency Response (Hz)	0-1000	0-1200	0-1400	0-2000	0-6000	0-6000	±5%
	0-1400	0-1600	0-1900	0-2800	0-8000	0-8000	±1dB
Natural Frequency (Hz)	4000	6000	8000	11000	28000	28000	
Transverse Sensitivity (%)	<3	<3	<3	<3	<3	<3	<1% on 'T' Option
Non-Linearity (% of reading)	±1	±1	±1	±1	±1	±1	
Damping Ratio	0.5	0.5	0.5	0.3	0.15	0.15	
Shock Limit (g)	10000	10000	10000	10000	10000	10000	

#### ELECTRICAL

Zero Acceleration Output (mV)	<±25		Differential
Excitation Voltage (Vdc)	2 to 10		
Input Resistance (Ω)	3500-4500		
Output Resistance (Ω)	3500-4500		
Insulation Resistance (MΩ)	>100		@100Vdc
Residual Noise (µV RMS)	<10		
Ground Isolation	Isolated from mounting surface		
Warm-up Time	<30 seconds		@10Vdc Excitation

#### ENVIRONMENTAL

Thermal Zero Shift (%FSO/°C)	±0.04	From 0 to +50°C
Thermal Sensitivity Shift (%/°C)	-0.20 ±0.05	From 0 to +50°C
Operating Temperature (°C)	-40 to +121	
Humidity	Epoxy Sealed, IP61	

#### PHYSICAL

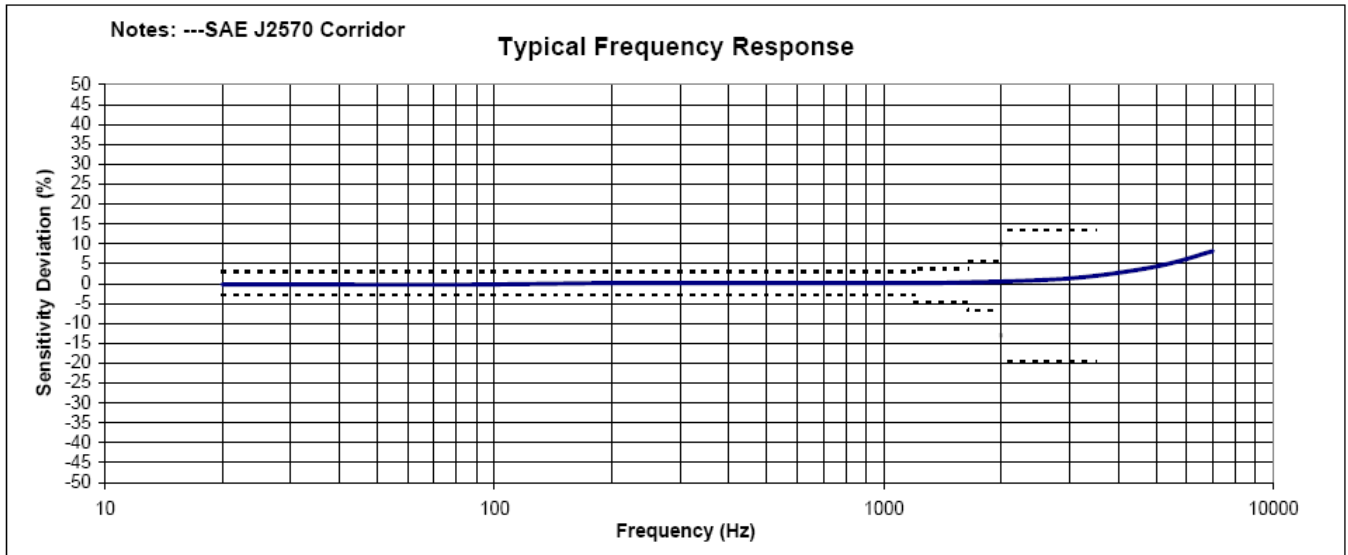
Case Material	Anodized Aluminum, Black	
Cable	4x #32 AWG Leads, PFA Insulated, Braided Shield, Polyurethane Jacket	
Weight (grams)	1.0	Cable not included
Mounting	2x #0-80 x 1/4" Socket Head Cap Screws	

<sup>1</sup> Output is ratiometric to excitation voltage

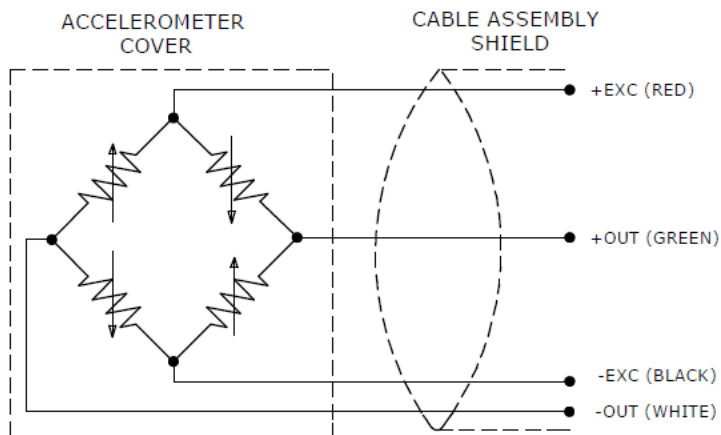
<b>Calibration supplied:</b>	CS-FREQ-0100	NIST Traceable Amplitude Calibration from 20Hz to ±1/2dB Frequency Limit
<b>Optional accessories:</b>	MTG-E2 121 140A	Triaxial Mounting Block 3-Channel Precision Low Noise DC Amplifier Auto-Zero Inline Amplifier

# MODEL 64C CRASH TEST ACCELEROMETER

## TYPICAL FREQUENCY RESPONSE

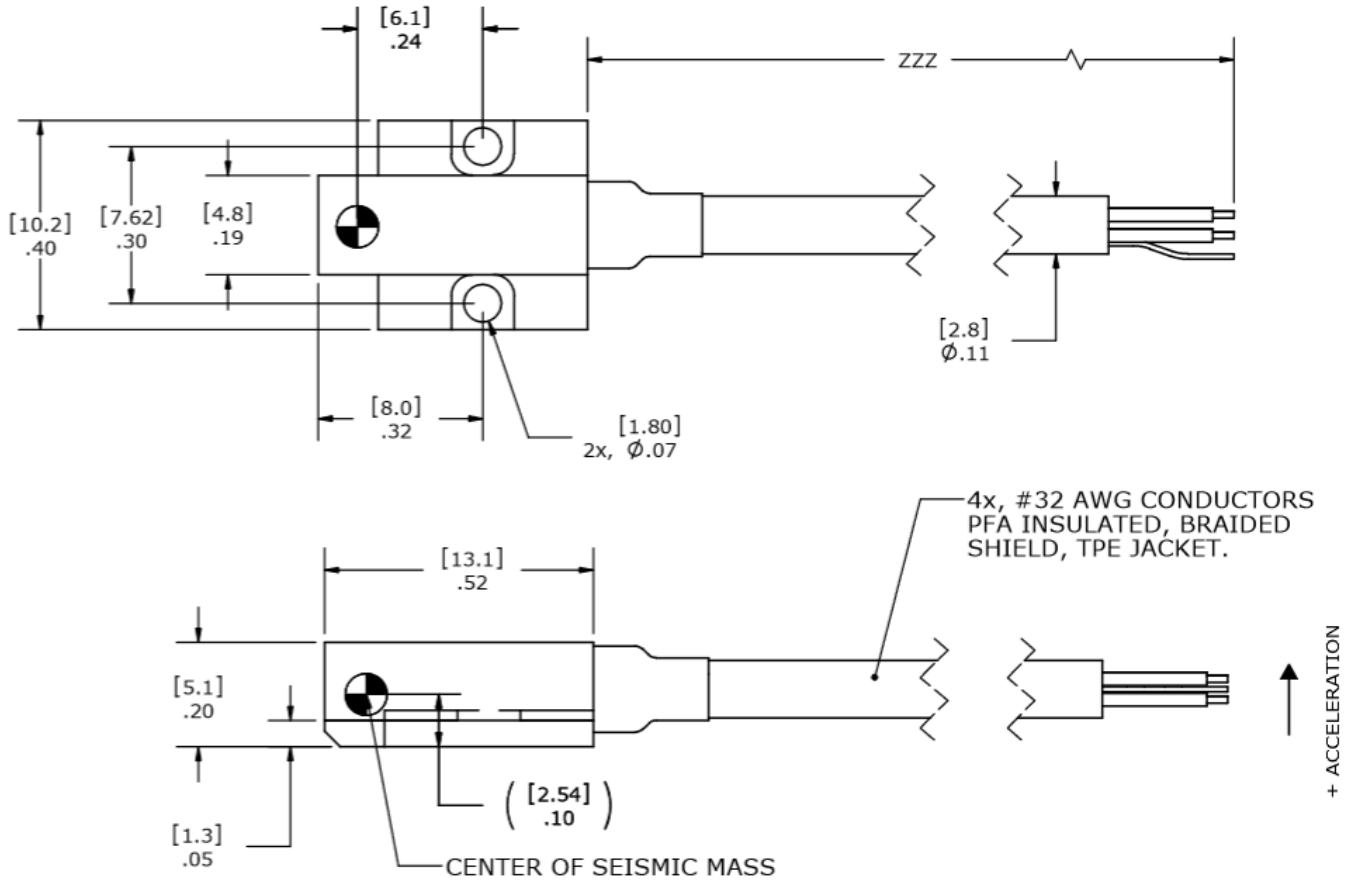


## SCHEMATIC

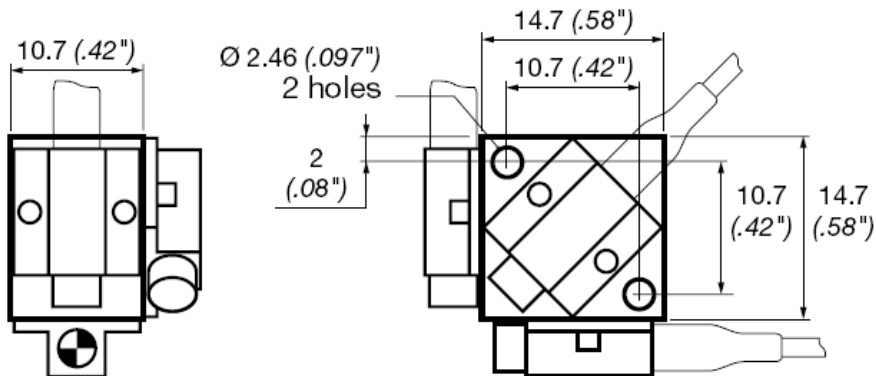


# MODEL 64C CRASH TEST ACCELEROMETER

## DIMENSIONS



## TRIAxIAL MOUNTING BLOCK



# MODEL 64C CRASH TEST ACCELEROMETER

## ORDERING INFORMATION

<b>64C</b>	<b>GGGG</b>	<b>ZZZ</b>	<b>T</b>	<b>XXX</b>
<b>Range</b> 0050 = 50g 0100 = 100g 0200 = 200g 0500 = 500g 2000 = 2000g 6000 = 6000g				
<b>Cable length</b> 240 = 240 inches, 20ft 300 = 300 inches, 25ft 360 = 360 inches, 30ft  197 = 197 inches, 5 meters 276 = 276 inches, 7 meters 394 = 394 inches, 10 meters				
<b>Transverse Sensitivity Option</b> Blank = <3% T = <1%				
<b>Excitation Voltage Option</b> Blank = 10Vdc 001 = 5Vdc 005 = 2Vdc				

Example;64C-2000-360  
Model 64C, 2000g range, 360inch (30ft) cable length

Example;64C-0500-276T-001  
Model 64C, 500g range, 276inch (7m) cable length, <1% transverse sensitivity option, 5V calibration

### NORTH AMERICA

Measurement Specialties, Inc,  
a TE Connectivity Company  
Tel: +1-800-522-6752  
[customercare.akm@te.com](mailto:customercare.akm@te.com)

### EUROPE

MEAS France SAS  
a TE Connectivity Company  
Tel: +31 73 624 6999  
[customercare.lcsb@te.com](mailto:customercare.lcsb@te.com)

### ASIA

Measurement Specialties (China), Ltd.  
a TE Connectivity Company  
Tel: 0400-820-6015  
[customercare.shzn@te.com](mailto:customercare.shzn@te.com)

### TE.com/sensorsolutions

MEAS France SAS and Measurement Specialties (China), Inc., are TE Connectivity companies.

TE Connectivity, TE, TE connectivity (logo) are trademarks. All other logos, products and/or company names referred to herein might be trademarks of their respective owners.

The information given herein, including drawings, illustrations and schematics which are intended for illustration purposes only, is believed to be reliable. However, TE Connectivity makes no warranties as to its accuracy or completeness and disclaims any liability in connection with its use. TE Connectivity's obligations shall only be as set forth in TE Connectivity's Standard Terms and Conditions of Sale for this product and in no case will TE Connectivity be liable for any incidental, indirect or consequential damages arising out of the sale, resale, use or misuse of the product. Users of TE Connectivity products should make their own evaluation to determine the suitability of each such product for the specific application.

© 2017 TE Connectivity Ltd. All Rights Reserved.