



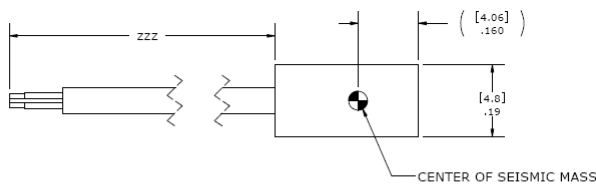
MODEL 52M30 ACCELEROMETER

SPECIFICATIONS

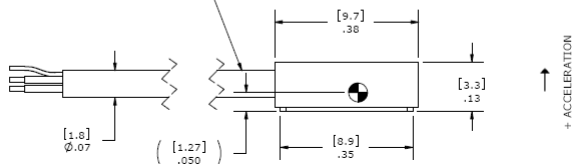
- ◆ Small Size, Light Weight
- ◆ Jacketed & Shielded Cable
- ◆ Silicon MEMS Technology
- ◆ $\pm 50g$ to $\pm 6000g$ Ranges

The Model 52M30 accelerometer has an advanced piezoresistive MEMS sensing element which offers excellent dynamic range and stability. This unit features a full bridge output with an operating temperature range from -40 to $+90^{\circ}\text{C}$ and measurement ranges of $\pm 50g$ to $\pm 6,000g$. A slight amount of gas damping provides outstanding shock survivability and a flat amplitude response to 7kHz.

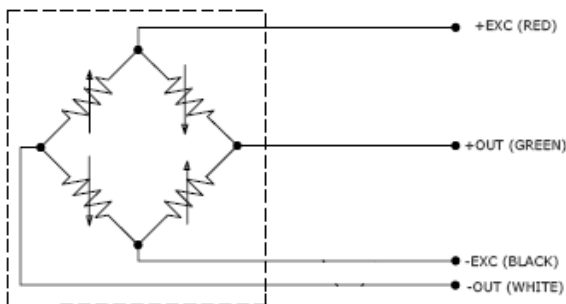
DIMENSIONS



4x, #32 AWG CONDUCTORS PFA INSULATED, BRAIDED SHIELD, POLYURETHANE JACKET



ACCELEROMETER COVER



FEATURES

- ◆ 2-10 Vdc Excitation
- ◆ $\pm 50g$ to $\pm 6,000g$ Ranges
- ◆ DC Response
- ◆ $\pm 10,000g$ Shock Protection
- ◆ Transverse Sensitivity $<3\%$
- ◆ 26kHz Resonant Frequency
- ◆ Linearity $\pm 1\%$
- ◆ Output Ratiometric to Excitation

APPLICATIONS

- ◆ Automotive crash testing
- ◆ High impact research
- ◆ Biomechanical studies
- ◆ Shock testing

PERFORMANCE SPECIFICATIONS

All values are typical at ±24°C, 80Hz and 10Vdc excitation unless otherwise stated. Measurement Specialties reserves the right to update and change these specifications without notice.

Parameters

DYNAMIC

	±50	±200	±500	±2000	±6000	Notes
Range(g)	±50	±200	±500	±2000	±6000	
Sensitivity (mV/g) ¹	2.0	0.9	0.4	0.15	0.10	
Frequency Response (Hz)	0-400	0-600	0-800	0-2000	0-3000	±2%
	0-1000	0-1400	0-2000	0-5000	0-5000	±5%
	0-1400	0-1900	0-2800	0-7000	0-7000	±1dB
Resonant Frequency (Hz)	4000	8000	15000	26000	26000	
Non-Linearity (% FSO)	±1	±1	±1	±1	±1	
Transverse Sensitivity (%)	<3	<3	<3	<3	<3	
Shock Limit (g)	5000	5000	5000	5000	10000	

ELECTRICAL

Zero Acceleration Output (mV)	<±50					
Excitation (Vdc)	2 to 10					
Input Resistance	2400-6000					
Output Resistance (Ω)	2400-6000					
Insulation Resistance (MΩ)	>100					@100Vdc
Ground Isolation	Isolated from mounting surface					

ENVIRONMENTAL

Thermal Zero Shift (%FSO/°C(%FSO/°F))*	±0.05 (±0.03)					0°C to +50°C
Thermal Sensitivity Shift (%/°C(%/°F))*	-0.20 ±0.05 (-0.11 ±0.03)					0°C to +50°C
Operating Temperature (°C)	-40 to +90					
Storage Temperature (°C)	-40 to +90					
Humidity	Epoxy Sealed, IP61					

PHYSICAL

Case Material	Anodized Aluminum					
Cable (Integral 30 Foot Cable)	4x #32 AWG PFA Insulated, Braided Shield, PU Jacket					Cable not included
Weight (grams)	0.5					
Mounting	Adhesive					

¹ Output is ratiometric to excitation voltage

Calibration supplied: CS-SENS-0100 NIST Traceable Amplitude Calibration at 80Hz

Optional accessories: AC-D02346 Triaxial Mounting Block
 121 3-Channel Precision Low Noise DC Amplifier
 140A Auto-zero Inline Amplifier

The information in this sheet has been carefully reviewed and is believed to be accurate; however, no responsibility is assumed for inaccuracies. Furthermore, this information does not convey to the purchaser of such devices any license under the patent rights to the manufacturer. Measurement Specialties, Inc. reserves the right to make changes without further notice to any product herein. Measurement Specialties, Inc. makes no warranty, representation or guarantee regarding the suitability of its product for any particular purpose, nor does Measurement Specialties, Inc. assume any liability arising out of the application or use of any product or circuit and specifically disclaims any and all liability, including without limitation consequential or incidental damages. Typical parameters can and do vary in different applications. All operating parameters must be validated for each customer application by customer's technical experts. Measurement Specialties, Inc. does not convey any license under its patent rights nor the rights of others.

ORDERING INFORMATION

PART NUMBERING Model Number+Range+Cable Length+Options

52M30-GGGG-CCC-ZZ

| | | Options
| | Cable (360 is 360 inches)
| Range (0500 is 500 g)

Optional Dash Numbers
-01 5Vdc Calibration
-02 2Vdc Calibration

Example: 52M30-2000-360
Model 52M30, 2000g Full Scale Range, 360 inches cable, No Options

NORTH AMERICA

Measurement Specialties, Inc.,
a TE Connectivity Company
Tel: 800-522-6752
Email: customercare.hmpt@te.com

EUROPE

MEAS France SAS
a TE Connectivity Company
Tel: 800-440-5100
Email: customercare.lcsb@te.com

ASIA

Measurement Specialties (China), Ltd.,
a TE Connectivity Company
Tel: 0400-820-6015
Email: customercare.shzn@te.com

TE.com/sensorsolutions

Measurement Specialties, Inc., a TE Connectivity company.

Measurement Specialties, TE Connectivity, TE Connectivity (logo) and EVERY CONNECTION COUNTS are trademarks. All other logos, products and/or company names referred to herein might be trademarks of their respective owners.

The information given herein, including drawings, illustrations and schematics which are intended for illustration purposes only, is believed to be reliable. However, TE Connectivity makes no warranties as to its accuracy or completeness and disclaims any liability in connection with its use. TE Connectivity's obligations shall only be as set forth in TE Connectivity's Standard Terms and Conditions of Sale for this product and in no case will TE Connectivity be liable for any incidental, indirect or consequential damages arising out of the sale, resale, use or misuse of the product. Users of TE Connectivity products should make their own evaluation to determine the suitability of each such product for the specific application.

© 2015 TE Connectivity Ltd. family of companies All Rights Reserved.

